



# METRA CLARK

Refrigeration & Air-Conditioning Wholesale

## DYNAPACK SCROLL



*Catalogue*

## OUR MISSION AND CORE VALUES

Support our customers with friendly, skillful, and reliable expertise. Deliver refrigeration and air-conditioning products with the highest quality in the most efficient manner.

Metraclark conducts business as follows:



Devoted to honourable and ethical business practices.



Committed to customer support and service.



Dedicated to employee development.



Committed to continuous product development with the goal of reducing environmental impact.



Dedicated to building and maintain customer and supplier relationships.



Devoted to supplying cost effective food preservation and comfort cooling products available throughout Southern Africa.

**QUALIFIED ENGINEERS    CONTINUOUS DEVELOPMENT**  
**EXPERIENCED QUALITY    INTERNATIONAL    ISO : 9001**  
**LOCAL MANUFACTURING    LATEST PRODUCTS**  
**RELIABILITY    BESPOKE**  
**INNOVATION    **DYNAMIC**    TECHNOLOGY**  
**BESPOKE    ENERGY SAVING    QUALIFIED ENGINEERS**  
**TECHNOLOGY    LARGEST SALES NETWORK IN AFRICA**  
**COST EFFECTIVE    ISO : 9001    CUSTOMER SERVICE**

## TABLE OF CONTENTS

INTRODUCTION	-1-
NOMENCLATURE	-2-
HIGH AMBIENT MEDIUM TEMP	-3-
MEDIUM TEMPERATURE	-5-
HIGH AMBIENT LOW TEMP	-7-
LOW TEMPERATURE	-9-
INSTALLATION GUIDELINE DRAWINGS	-11-
DIMENSIONAL DRAWINGS	-12-

## COMMENTS

The DynaPack range of horizontal air-cooled condensing units have been designed as an outdoor all weather refrigeration unit. The mechanical design of the outdoor enclosure allows for on-site stacking with its unique load bearing design. Thus, reducing installation time, and costs as there is no need for additional carpentry and mounting brackets. The DynaPack range has been adapted to fit Copeland Semi-Hermetic, Copeland Scroll, Danfoss Reciprocating, and Tecumseh Reciprocating compressors. . The range includes more than **500** different model variants, with one fan condenser modules up to six fan condenser modules, suited for low-, medium-, and high temperature applications. Therefore, the DynaPack range is a highly compatible all weather range of condensing units suited for every outdoor commercial refrigeration application, under the Metraclark Dynamic brand. The DynaPack range is manufactured under strict ISO 9001:2015 quality management and all units are pressure tested before dispatching.

## DESIGN

- DynaPack condensers and base frames utilize a modular design approach for stackability and ease of installation.
- Multi-refrigerant design options available: R134a, R404a, R507a, and R407F.
- Four condenser design configurations to suite all southern African ambient conditions.
- All sheet metal is fully powder coated for corrosion resistance.

## OPTIONAL EXTRAS

- Condenser fan speed control.
- BluChem treatment for condenser coil.
- BPHE for hot water recovery.
- BPHE for chilled water applications.
- Stainless steel housing on request.

## ENERGY EFFICIENCY OPTIONS

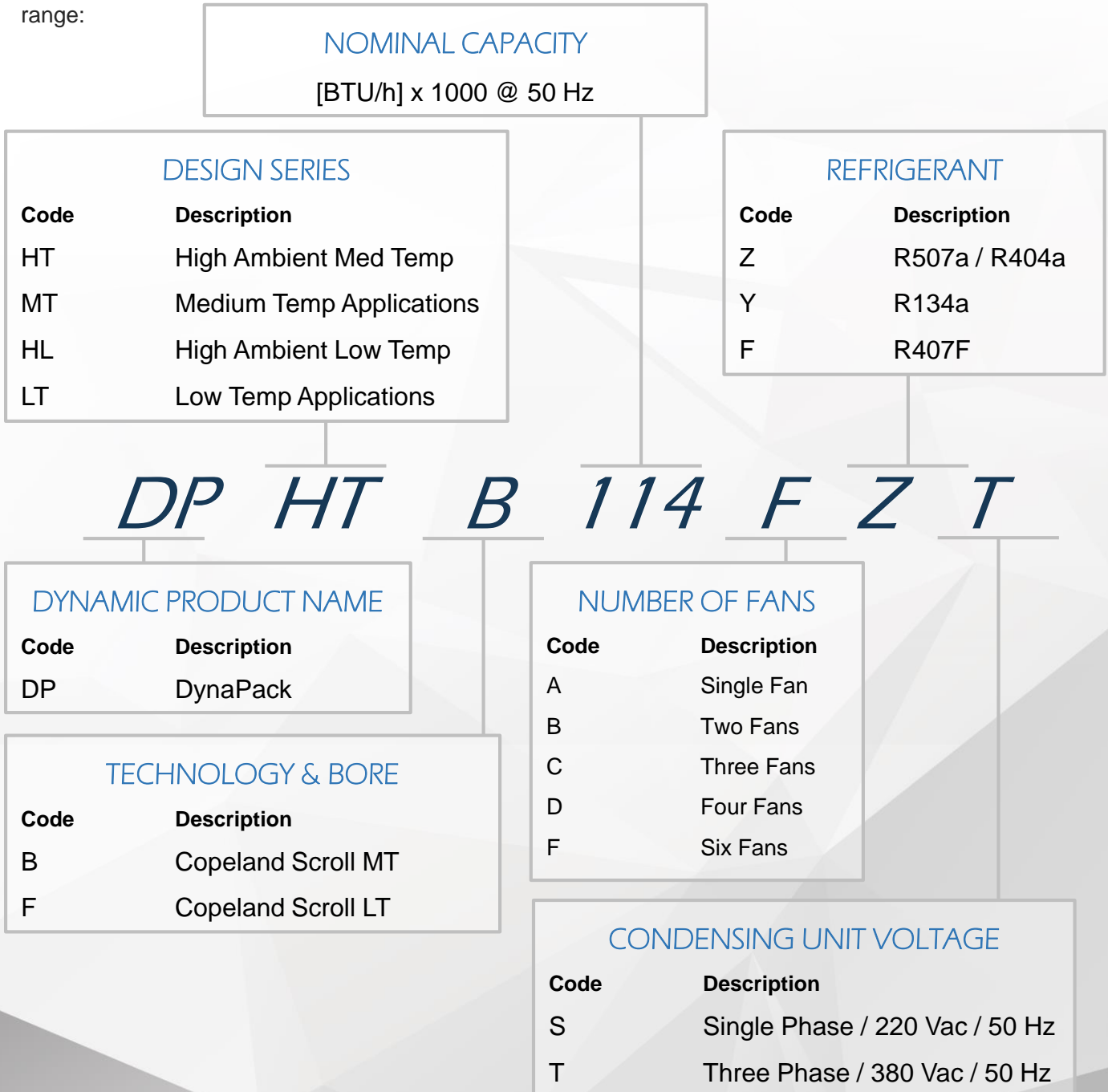
- Digital enhancement for energy saving: Digital and mechanical capacity unloading, VFD, and soft starters to reduce starting inrush current.

## STANDARD COMPONENTS

- Powder coated outdoor enclosure.
- Copper tube and aluminium finned condenser coil block.
- EBM Axial fans with protective grill.
- Liquid receiver with outlet isolating valve.
- Suction and discharge vibration eliminators where applicable according to compressor.
- Oil separator with oil return line where applicable according to refrigerant flow rate.
- Suction accumulator on low temperature units.
- Liquid line with drier and sight glass.
- Replaceable liquid line filter drier on units with compressors of 20 HP and up.
- Individual Danfoss HP and LP switches, and pressure gauges.
- Danfoss HP Auto pressure switches for head pressure regulation on multiple fan units.
- Service valves where applicable according to compressor type.
- Thermistor motor protection module.
- Compressor crankcase heater.
- Compressor and condenser electrics.

## NOMENCLATURE

The model designation contains the following technical information about the standard DynaPack range:



FOR MORE INFORMATION PLEASE CONTACT YOUR NEAREST METRA CLARK  
OUTLET OR THE METRA CLARK ENGINEERING DEPARTMENT

Model Reference	Ambient Temperature [°C]	Suction Temperature [°C]					
		-15	-10	-5	0	5	10
DPHTB015AZT	34	2.50	3.15	3.91	4.78	5.78	6.93
	36	2.37	3.00	3.73	4.57	5.54	6.66
	38	2.23	2.84	3.54	4.36	5.30	6.37
	40	2.09	2.68	3.36	4.14	5.05	6.09
DPHTB021BZT	34	3.86	4.78	5.86	7.12	8.59	10.28
	36	3.70	4.58	5.63	6.85	8.28	9.92
	38	3.53	4.38	5.39	6.58	7.96	9.56
	40	3.35	4.17	5.15	6.30	7.64	9.19
DPHTB029BZT	34	5.25	6.49	7.95	9.66	11.65	13.94
	36	5.02	6.22	7.64	9.30	11.23	13.46
	38	4.79	5.95	7.31	8.92	10.80	12.97
	40	4.55	5.67	6.99	8.54	10.36	12.47
DPHTB038BZT	34	6.62	8.19	10.03	12.19	14.70	17.59
	36	6.33	7.85	9.63	11.73	14.16	16.98
	38	6.04	7.50	9.23	11.26	13.62	16.36
	40	5.75	7.15	8.82	10.78	13.07	15.73
DPHTB045BZT	34	7.75	9.59	11.75	14.28	17.22	20.60
	36	7.41	9.19	11.28	13.74	16.59	19.89
	38	7.07	8.78	10.81	13.18	15.96	19.16
	40	6.72	8.37	10.32	12.62	15.31	18.43
DPHTB048BZT	34	8.52	10.54	12.92	15.71	18.94	22.66
	36	8.16	10.11	12.41	15.11	18.25	21.88
	38	7.78	9.66	11.89	14.50	17.55	21.08
	40	7.40	9.21	11.35	13.88	16.84	20.27
DPHTB058CZT	34	10.07	12.67	15.61	18.96	22.82	27.24
	36	9.60	12.14	15.01	18.28	22.03	26.33
	38	9.11	11.60	14.40	17.58	21.22	25.41
	40	8.60	11.04	13.77	16.86	20.40	24.47
DPHTB066CZT	34	11.56	14.27	17.44	21.14	25.43	30.39
	36	11.07	13.69	16.76	20.34	24.51	29.32
	38	10.56	13.11	16.08	19.54	23.58	28.25
	40	10.05	12.51	15.38	18.73	22.63	27.16
DPHTB076CZT	34	13.64	16.94	20.77	25.20	30.27	36.07
	36	13.06	16.27	19.99	24.29	29.22	34.85
	38	12.46	15.58	19.19	23.36	28.15	33.62
	40	11.85	14.87	18.37	22.41	27.05	32.37
DPHTB095DZT	34	16.55	20.77	25.49	30.86	37.06	44.24
	36	15.69	19.86	24.48	29.72	35.75	42.72
	38	14.79	18.90	23.44	28.55	34.41	41.18
	40	13.83	17.91	22.35	27.35	33.05	39.62
DPHTB114FZT	34	19.40	24.52	30.35	37.03	44.69	53.47
	36	18.39	23.41	29.12	35.64	43.12	51.70
	38	17.35	22.27	27.84	34.22	41.52	49.89
	40	16.27	21.09	26.54	32.76	39.89	48.06

DESIGN CRITERIA: Subcooling: 0 [K] / Suction superheat: 10 [K]

## TECHNICAL SPECIFICATION

MODEL REFERENCE	CONDENSER MODEL	STUB CONNECTIONS		RECEIVER VOLUME [L]	DIMENSIONS			FLA [A]	STOCK CODE
		Liquid	Suction		L [m]	W [m]	H [m]		
DPHTB015AZT	DPH1131-500	3/8"	5/8"	7.1	0.750	1.000	0.974	6	REPS12006
DPHTB021BZT	DPH2122-400	3/8"	7/8"	16.9	1.500	1.000	0.974	8	REPS12106
DPHTB029BZT	DPH2132-400	1/2"	7/8"	16.9	1.500	1.000	0.974	11	REPS12206
DPHTB038BZT	DPH2132-500	1/2"	1 1/8"	16.9	1.500	1.000	0.974	16	REPS12256
DPHTB045BZT	DPH2142-500	1/2"	1 1/8"	16.9	1.500	1.000	0.974	16	REPS12306
DPHTB048BZT	DPH2152-500	1/2"	1 1/8"	16.9	1.500	1.000	0.974	17	REPS12356
DPHTB058CZT	DPH3133-500	5/8"	1 1/8"	26.7	2.250	1.000	0.974	20	REPS12406
DPHTB066CZT	DPH3143-500	5/8"	1 1/8"	26.7	2.250	1.000	0.974	22	REPS12436
DPHTB076CZT	DPH3153-500	5/8"	1 3/8"	26.7	2.250	1.000	0.974	25	REPS12456
DPHTB095DZT	DPH2254-500	7/8"	1 3/8"	33.8	1.500	1.000	1.859	31	REPS12506
DPHTB114FZT	DPH3236-500	7/8"	1 3/8"	33.8	2.250	1.000	1.859	38	REPS12556

### ENGINEERING NOTES:

\*DynaPack units are to be installed and operated outside, in a well ventilated area, with suggested minimum wall clearance.

\*\*Anti-vibration pads are to be used under the feet of the unit.

\*\*\*Contact the Metraclark Engineering department for alternative DynaPack configurations.

MEDIUM TEMPERATURE

COOLING CAPACITY [kW]

R404A/R507

Model Reference	Ambient Temperature [°C]	Suction Temperature [°C]					
		-15	-10	-5	0	5	10
DPMTB015AZT	30	2.63	3.31	4.08	4.98	6.02	7.21
	32	2.50	3.15	3.91	4.78	5.78	6.93
	34	2.37	3.00	3.73	4.57	5.54	6.66
	36	2.23	2.84	3.54	4.36	5.30	6.37
DPMTB021AZT	30	4.03	4.98	6.09	7.39	8.90	10.63
	32	3.86	4.78	5.86	7.12	8.59	10.28
	34	3.70	4.58	5.63	6.85	8.28	9.92
	36	3.53	4.38	5.39	6.58	7.96	9.56
DPMTB029AZT	30	5.47	6.75	8.26	10.03	12.07	14.42
	32	5.25	6.49	7.95	9.66	11.65	13.94
	34	5.02	6.22	7.64	9.30	11.23	13.46
	36	4.79	5.95	7.31	8.92	10.80	12.97
DPMTB038BZT	30	6.90	8.52	10.42	12.65	15.23	18.19
	32	6.62	8.19	10.03	12.19	14.70	17.59
	34	6.33	7.85	9.63	11.73	14.16	16.98
	36	6.04	7.50	9.23	11.26	13.62	16.36
DPMTB045BZT	30	8.08	9.98	12.21	14.81	17.83	21.31
	32	7.75	9.59	11.75	14.28	17.22	20.60
	34	7.41	9.19	11.28	13.74	16.59	19.89
	36	7.07	8.78	10.81	13.18	15.96	19.16
DPMTB048BZT	30	8.89	10.97	13.43	16.30	19.62	23.44
	32	8.52	10.54	12.92	15.71	18.94	22.66
	34	8.16	10.11	12.41	15.11	18.25	21.88
	36	7.78	9.66	11.89	14.50	17.55	21.08
DPMTB058BZT	30	10.53	13.18	16.18	19.63	23.59	28.14
	32	10.07	12.67	15.61	18.96	22.82	27.24
	34	9.60	12.14	15.01	18.28	22.03	26.33
	36	9.11	11.60	14.40	17.58	21.22	25.41
DPMTB066BZT	30	12.04	14.84	18.11	21.92	26.34	31.45
	32	11.56	14.27	17.44	21.14	25.43	30.39
	34	11.07	13.69	16.76	20.34	24.51	29.32
	36	10.56	13.11	16.08	19.54	23.58	28.25
DPMTB076CZT	30	14.20	17.60	21.54	26.09	31.31	37.26
	32	13.64	16.94	20.77	25.20	30.27	36.07
	34	13.06	16.27	19.99	24.29	29.22	34.85
	36	12.46	15.58	19.19	23.36	28.15	33.62
DPMTB095CZT	30	17.36	21.65	26.46	31.98	38.35	45.75
	32	16.55	20.77	25.49	30.86	37.06	44.24
	34	15.69	19.86	24.48	29.72	35.75	42.72
	36	14.79	18.90	23.44	28.55	34.41	41.18
DPMTB114CZT	30	20.38	25.60	31.56	38.40	46.24	55.22
	32	19.40	24.52	30.35	37.03	44.69	53.47
	34	18.39	23.41	29.12	35.64	43.12	51.70
	36	17.35	22.27	27.84	34.22	41.52	49.89

DESIGN CRITERIA: Subcooling: 0 [K] / Suction superheat: 10 [K]



## TECHNICAL SPECIFICATION

MODEL REFERENCE	CONDENSER MODEL	STUB CONNECTIONS		RECEIVER VOLUME [L]	DIMENSIONS			FLA [A]	STOCK CODE
		Liquid	Suction		L [m]	W [m]	H [m]		
DPMTB015AZT	DPH1131-400	3/8"	5/8"	7.1	0.750	1.000	0.974	5	REPS22006
DPMTB021AZT	DPH1131-500	3/8"	7/8"	7.1	0.750	1.000	0.974	9	REPS22106
DPMTB029AZT	DPH1151-500	1/2"	7/8"	7.1	0.750	1.000	0.974	11	REPS22206
DPMTB038BZT	DPH2132-400	1/2"	7/8"	16.9	1.500	1.000	0.974	14	REPS22256
DPMTB045BZT	DPH2122-500	1/2"	1 1/8"	16.9	1.500	1.000	0.974	16	REPS22306
DPMTB048BZT	DPH2132-500	1/2"	1 1/8"	16.9	1.500	1.000	0.974	17	REPS22356
DPMTB058BZT	DPH2142-500	1/2"	1 1/8"	16.9	1.500	1.000	0.974	18	REPS22406
DPMTB066BZT	DPH2152-500	5/8"	1 1/8"	16.9	1.500	1.000	0.974	20	REPS22436
DPMTB076CZT	DPH3133-500	5/8"	1 3/8"	26.7	2.250	1.000	0.974	25	REPS22456
DPMTB095CZT	DPH3143-500	5/8"	1 3/8"	26.7	2.250	1.000	0.974	32	REPS22506
DPMTB114CZT	DPH3163-500	5/8"	1 3/8"	26.7	2.250	1.000	0.974	38	REPS22556

### ENGINEERING NOTES:

\*DynaPack units are to be installed and operated outside, in a well ventilated area, with suggested minimum wall clearance.

\*\*Anti-vibration pads are to be used under the feet of the unit.

\*\*\*Contact the Metraclark Engineering department for alternative DynaPack configurations.

## HIGH AMB LOW TEMP

## COOLING CAPACITY [kW]

R404A/R507

Model Reference	Ambient Temperature [°C]	Suction Temperature [°C]					
		-40	-35	-30	-25	-20	-15
DPHLF006AZT	34	0.87	1.13	1.43	1.78	2.20	2.70
	36	0.83	1.09	1.38	1.72	2.12	2.60
	38	0.79	1.04	1.32	1.65	2.03	2.49
	40	0.75	1.00	1.26	1.58	1.95	2.39
DPHLF008AZT	34	1.09	1.39	1.78	2.25	2.82	3.49
	36	1.06	1.33	1.70	2.15	2.70	3.35
	38	1.02	1.27	1.61	2.05	2.58	3.21
	40	0.98	1.21	1.53	1.94	2.45	3.06
DPHLF009AZT	34	1.19	1.54	1.95	2.45	3.04	3.74
	36	1.14	1.47	1.87	2.35	2.91	3.60
	38	1.09	1.41	1.79	2.24	2.79	3.45
	40	1.03	1.34	1.70	2.14	2.66	3.29
DPHLF011AZT	34	1.50	1.94	2.45	3.06	3.79	4.66
	36	1.44	1.86	2.35	2.93	3.63	4.47
	38	1.37	1.77	2.24	2.80	3.47	4.28
	40	1.29	1.68	2.13	2.67	3.31	4.09
DPHLF013BZT	34	1.70	2.19	2.79	3.53	4.41	5.46
	36	1.64	2.10	2.67	3.37	4.22	5.23
	38	1.58	2.01	2.55	3.21	4.03	5.01
	40	1.51	1.91	2.42	3.05	3.83	4.77
DPHLF015BZT	34	2.07	2.69	3.43	4.32	5.38	6.65
	36	1.98	2.57	3.28	4.13	5.16	6.38
	38	1.89	2.45	3.13	3.95	4.93	6.11
	40	1.79	2.34	2.98	3.76	4.70	5.83
DPHLF018BZT	34	2.32	3.14	4.06	5.13	6.38	7.87
	36	2.17	2.98	3.87	4.91	6.12	7.56
	38	2.02	2.81	3.68	4.68	5.85	7.25
	40	1.86	2.63	3.48	4.45	5.59	6.93
DPHLF025BZT	34	3.12	4.04	5.14	6.47	8.07	9.99
	36	2.98	3.87	4.93	6.21	7.75	9.61
	38	2.84	3.70	4.72	5.95	7.43	9.23
	40	2.71	3.53	4.51	5.68	7.12	8.85
DPHLF034BZT	34	3.98	5.27	6.77	8.57	10.72	13.27
	36	3.80	5.04	6.49	8.22	10.30	12.77
	38	3.62	4.81	6.21	7.88	9.87	12.26
	40	3.45	4.59	5.93	7.53	9.45	11.75
DPHLF041CZT	34	5.11	6.62	8.43	10.62	13.26	16.43
	36	4.88	6.34	8.09	10.19	12.73	15.79
	38	4.66	6.07	7.74	9.75	12.19	15.13
	40	4.44	5.79	7.39	9.31	11.65	14.48
DPHLF049CZT	34	6.10	7.92	10.12	12.78	15.99	
	36	5.83	7.58	9.70	12.26	15.36	
	38	5.56	7.24	9.27	11.74	14.72	
	40	5.29	6.90	8.85	11.21	14.09	

DESIGN CRITERIA: Subcooling: 0 [K] / Suction superheat: 10 [K]

© Copyright Metraclark (PTY) Ltd.

\*Cooling capacities listed are estimated values.

\*\*Cooling capacities subject to change without notice.

\*\*\*Oil separator for 4HP compressors and up.

\*\*\*\*Pipe sizing design criteria of 10m pipe runs.

# TECHNICAL SPECIFICATION

MODEL REFERENCE	CONDENSER MODEL	STUB CONNECTIONS		RECEIVER VOLUME [L]	DIMENSIONS			FLA [A]	STOCK CODE
		Liquid	Suction		L [m]	W [m]	H [m]		
DPHLF006AZT	DPH1131-500	3/8"	5/8"	7.1	0.750	1.000	0.974	6	REPS40056
DPHLF008AZT	DPH1131-500*	3/8"	5/8"	7.1	0.750	1.000	0.974	7	REPS40106
DPHLF009AZT	DPH1131-500	3/8"	5/8"	7.1	0.750	1.000	0.974	7	REPS40156
DPHLF011AZT	DPH1141-500	3/8"	5/8"	7.1	0.750	1.000	0.974	9	REPS40206
DPHLF013BZT	DPH2122-400	3/8"	5/8"	16.9	1.500	1.000	0.974	9	REPS40256
DPHLF015BZT	DPH2132-400	1/2"	7/8"	16.9	1.500	1.000	0.974	11	REPS40306
DPHLF018BZT	DPH2132-500*	1/2"	7/8"	16.9	1.500	1.000	0.974	15	REPS40356
DPHLF025BZT	DPH2132-500	1/2"	1 1/8"	16.9	1.500	1.000	0.974	17	REPS40406
DPHLF034BZT	DPH2162-500	5/8"	1 3/8"	16.9	1.500	1.000	0.974	28	REPS40456
DPHLF041CZT	DPH3143-500*	5/8"	1 3/8"	26.7	2.250	1.000	0.974	33	REPS40506
DPHLF049CZT	DPH3153-500	5/8"	1 3/8"	26.7	2.250	1.000	0.974	34	REPS40556

## ENGINEERING NOTES:

\*DynaPack units are to be installed and operated outside, in a well ventilated area, with suggested minimum wall clearance.

\*\*Anti-vibration pads are to be used under the feet of the unit.

\*\*\*Contact the Metraclark Engineering department for alternative DynaPack configurations.

LOW TEMPERATURE		COOLING CAPACITY [kW]					R404A/R507	
Model Reference	Ambient Temperature [°C]	Suction Temperature [°C]						
		-40	-35	-30	-25	-20	-15	
DPLTF006AZT	30	0.92	1.20	1.51	1.88	2.32	2.85	
	32	0.89	1.16	1.46	1.82	2.24	2.75	
	34	0.85	1.11	1.41	1.75	2.16	2.65	
	36	0.81	1.07	1.35	1.68	2.08	2.55	
DPLTF008AZT	30	1.14	1.47	1.89	2.39	2.99	3.68	
	32	1.11	1.42	1.81	2.30	2.88	3.55	
	34	1.07	1.36	1.74	2.20	2.76	3.42	
	36	1.04	1.30	1.66	2.10	2.64	3.28	
DPLTF009AZT	30	1.26	1.63	2.07	2.59	3.22	3.96	
	32	1.21	1.57	1.99	2.49	3.10	3.82	
	34	1.16	1.51	1.91	2.40	2.98	3.67	
	36	1.11	1.44	1.83	2.29	2.85	3.52	
DPLTF011AZT	30	1.60	2.07	2.61	3.25	4.01	4.93	
	32	1.54	1.99	2.51	3.12	3.86	4.75	
	34	1.47	1.90	2.40	3.00	3.71	4.56	
	36	1.40	1.82	2.30	2.87	3.55	4.38	
DPLTF013AZT	30	1.79	2.33	2.97	3.75	4.68	5.79	
	32	1.73	2.23	2.85	3.60	4.50	5.57	
	34	1.67	2.14	2.73	3.45	4.31	5.35	
	36	1.61	2.05	2.61	3.29	4.12	5.12	
DPLTF015AZT	30	2.21	2.86	3.64	4.59	5.71	7.05	
	32	2.12	2.75	3.50	4.41	5.49	6.79	
	34	2.03	2.63	3.35	4.22	5.27	6.52	
	36	1.93	2.51	3.21	4.04	5.04	6.25	
DPLTF018AZT	30	2.53	3.38	4.34	5.45	6.76	8.33	
	32	2.39	3.22	4.15	5.23	6.51	8.02	
	34	2.25	3.06	3.97	5.02	6.25	7.72	
	36	2.10	2.89	3.78	4.79	5.99	7.41	
DPLTF025BZT	30	3.32	4.29	5.46	6.86	8.54	10.56	
	32	3.18	4.12	5.25	6.60	8.23	10.18	
	34	3.05	3.95	5.04	6.34	7.91	9.80	
	36	2.91	3.78	4.82	6.08	7.59	9.42	
DPLTF034BZT	30	4.26	5.61	7.20	9.09	11.34	14.02	
	32	4.08	5.38	6.92	8.74	10.93	13.52	
	34	3.89	5.15	6.63	8.40	10.51	13.02	
	36	3.71	4.93	6.35	8.05	10.08	12.51	
DPLTF041BZT	30	5.44	7.03	8.95	11.26	14.05	17.40	
	32	5.22	6.76	8.61	10.83	13.53	16.76	
	34	4.99	6.48	8.26	10.40	12.99	16.11	
	36	4.77	6.21	7.91	9.97	12.46	15.46	
DPLTF049BZT	30	6.51	8.43	10.75	13.56	16.93		
	32	6.24	8.09	10.33	13.04	16.30		
	34	5.96	7.75	9.91	12.52	15.67		
	36	5.69	7.41	9.48	12.00	15.04		

DESIGN CRITERIA: Subcooling: 0 [K] / Suction superheat: 10 [K]

# TECHNICAL SPECIFICATION

MODEL REFERENCE	CONDENSER MODEL	STUB CONNECTIONS		RECEIVER VOLUME	DIMENSIONS			FLA	STOCK CODE
		Liquid	Suction	[L]	L [m]	W [m]	H [m]	[A]	
DPLTF006AZT	DPH1121-400*	1/4"	5/8"	7.1	0.750	1.000	0.974	5	REPS30056
DPLTF008AZT	DPH1121-400*	3/8"	5/8"	7.1	0.750	1.000	0.974	6	REPS30106
DPLTF009AZT	DPH1121-400	3/8"	5/8"	7.1	0.750	1.000	0.974	6	REPS30156
DPLTF011AZT	DPH1131-400	3/8"	5/8"	7.1	0.750	1.000	0.974	8	REPS30206
DPLTF013AZT	DPH1141-400	3/8"	5/8"	7.1	0.750	1.000	0.974	8	REPS30256
DPLTF015AZT	DPH1131-500	3/8"	7/8"	7.1	0.750	1.000	0.974	11	REPS30306
DPLTF018AZT	DPH1141-500	3/8"	7/8"	7.1	0.750	1.000	0.974	14	REPS30356
DPLTF025BZT	DPH2132-400*	3/8"	1 1/8"	16.9	1.500	1.000	0.974	15	REPS30406
DPLTF034BZT	DPH2122-500	1/2"	1 3/8"	16.9	1.500	1.000	0.974	28	REPS30456
DPLTF041BZT	DPH2132-500	1/2"	1 3/8"	16.9	1.500	1.000	0.974	32	REPS30506
DPLTF049BZT	DPH2142-500	1/2"	1 3/8"	16.9	1.500	1.000	0.974	33	REPS30556

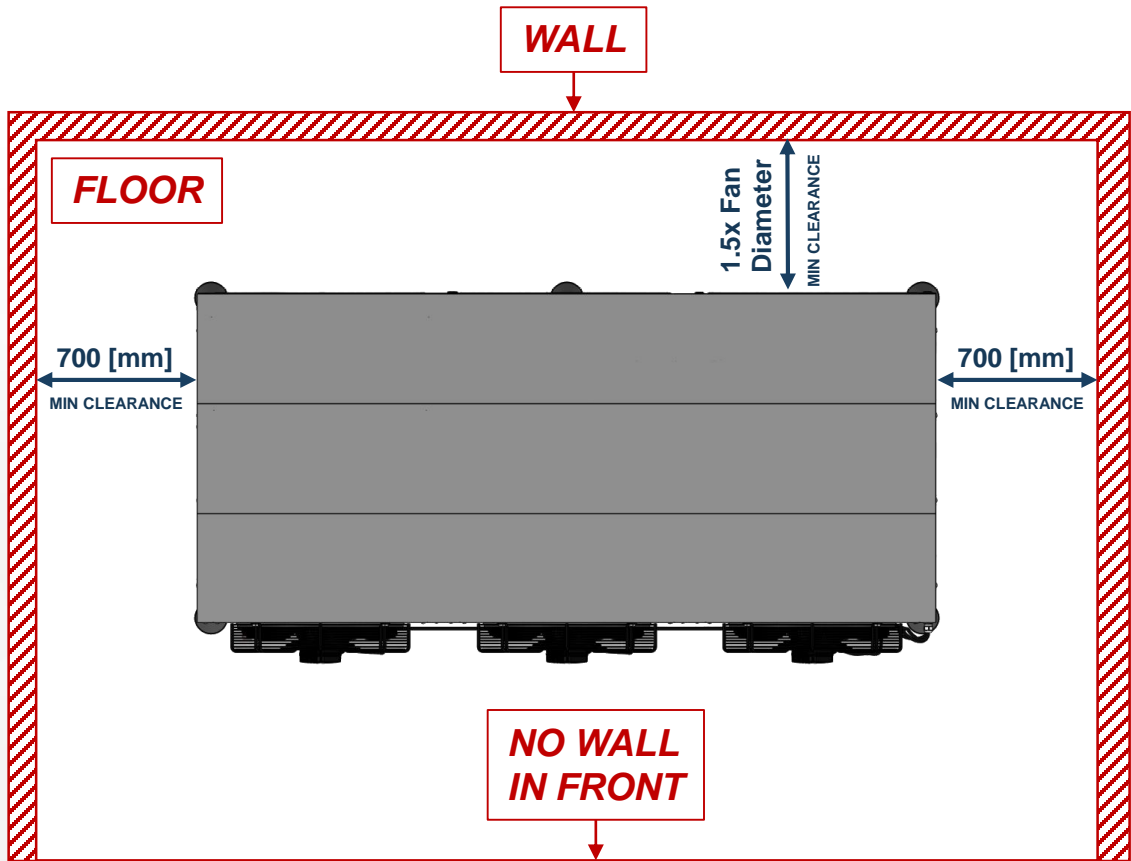
## ENGINEERING NOTES:

\*DynaPack units are to be installed and operated outside, in a well ventilated area, with suggested minimum wall clearance.

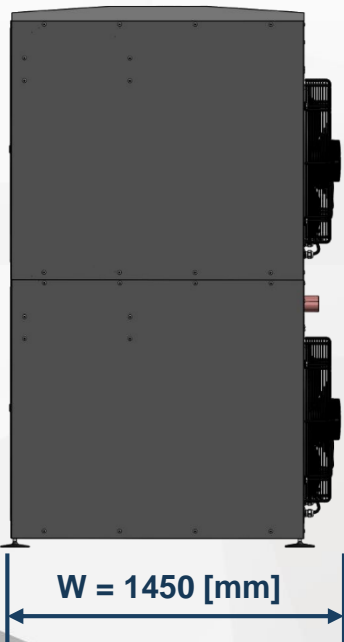
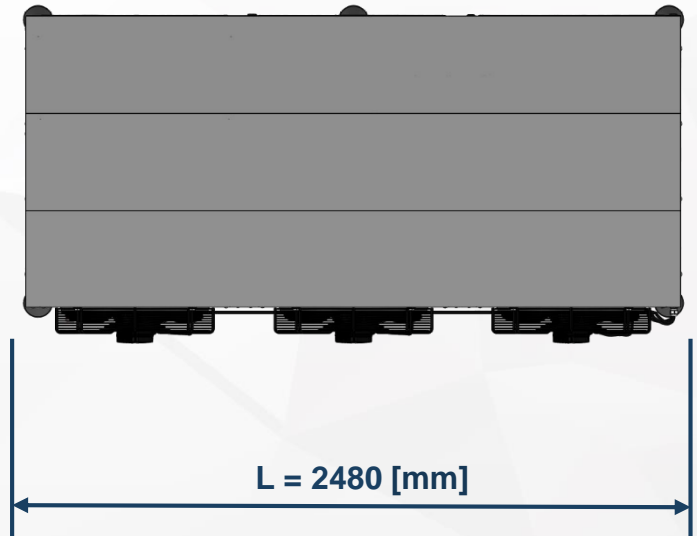

\*\*Anti-vibration pads are to be used under the feet of the unit.

\*\*\*Contact the Metraclark Engineering department for alternative DynaPack configurations.

# INSTALLATION GUIDELINE DRAWINGS



## DIMENSIONAL DRAWINGS



### ENGINEERING NOTES:

\*DynaPack unit illustrated is the DPHTB14FZT condensing unit and the dimensions are for the specified unit only, please refer to the technical specification pages with this catalogue for correct dimensions of the individual unit.



# **METRACLARK**

*Refrigeration & Air-Conditioning Wholesale*